

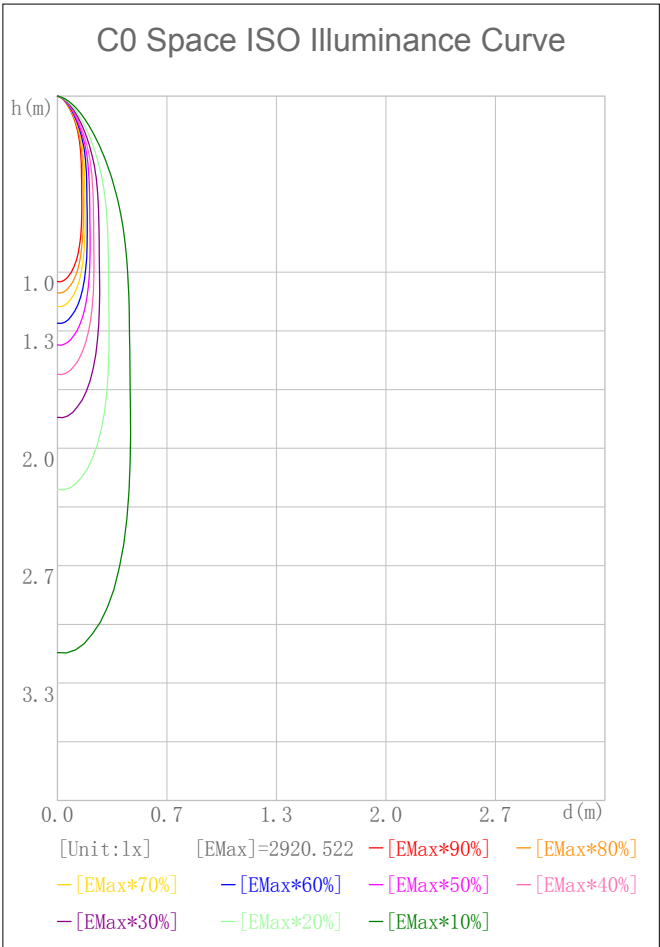
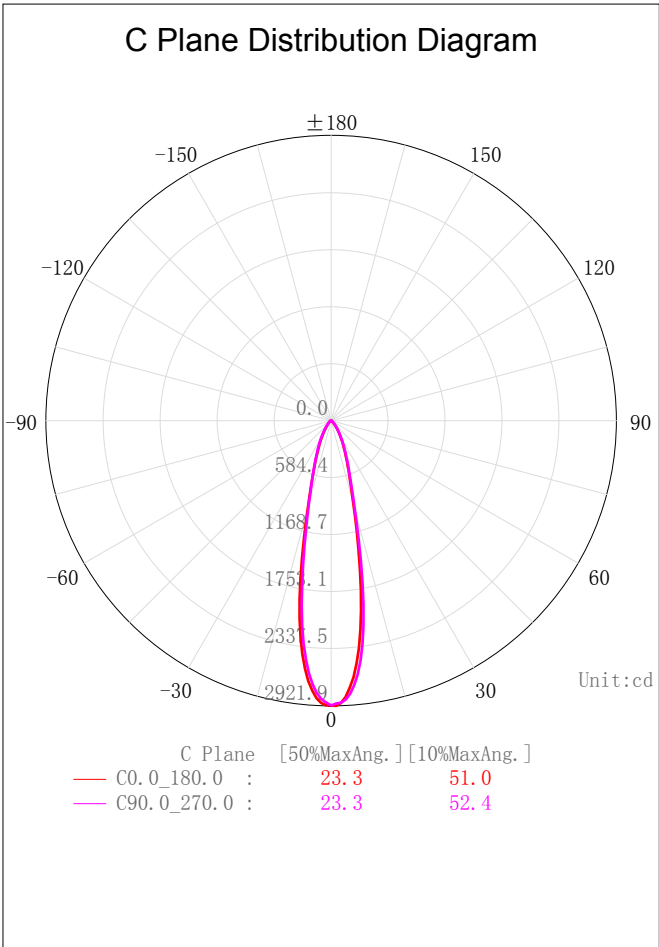
Indoor Luminaire Photometric Data

Description Information

Luminary Name: MD10-09-XX-03 2700K RA90 24D		Lum. Catalog:	Test ID: 01
Lamp Name:		Lamp Catalog: LED	Test Date: 2019/12/16
Manufacture: Shenzhen Norming Lighting Co., Ltd		Shld.Ang(°):	Test Machine:GON-2000
Test Lab: QUality peatment		Frequency (Hz):	Lamp CCT (K): Ra:
Lum. Size (W*L*H):0.050m*0.050m*0.050m		Lum. Area (m2):0.005	Lum. W (kg): 0.000
Test System: C, γ	Test Step: C=90.0 γ=1.0	Temp. (°C): 25	Humidity(%): 50.0

Character Parameter

Lamp Speciality Parameter		Luminaire Speciality Parameter	
Rated Flux(lm): 762.890	Luminary Flux(lm): 762.889	Field Angle(10%Imax): 51.0(°)	
Rated Power(W):	Luminary Efficiency: 100.00%	Down Lumens&Percent: 762.889lm 100.00%	
Rated Voltage(V):	Luminary EER(lm/W): 82.323	Up Lumens&Percent: 0.000lm 0.00%	
Tested Power(W): 9.267	Max. Candela(cd): 2921.857	S/MH: C0_a180=0.397 C90_270=0.397	
Lamps' Inside: 1	Max Cand@Ang. (°): C=0.0 γ=1.0	CIE Type: Semi-Direct	
Tested Electrics (V, A, pf):240.6, 0.041, 0.927	Beam Angle(50%Imax): 23.3(°)	ErP ϕ use(90°): 734.151lm	
Lamp Size(W*L*H):0.050m*0.050m*0.050m	Left=-11.8°, Right=11.5°	IRF(%): 807.417	



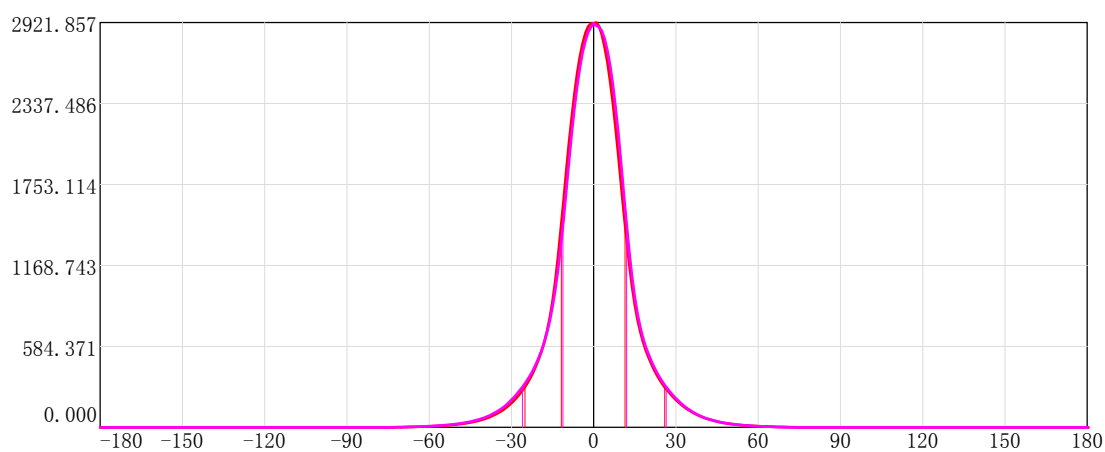
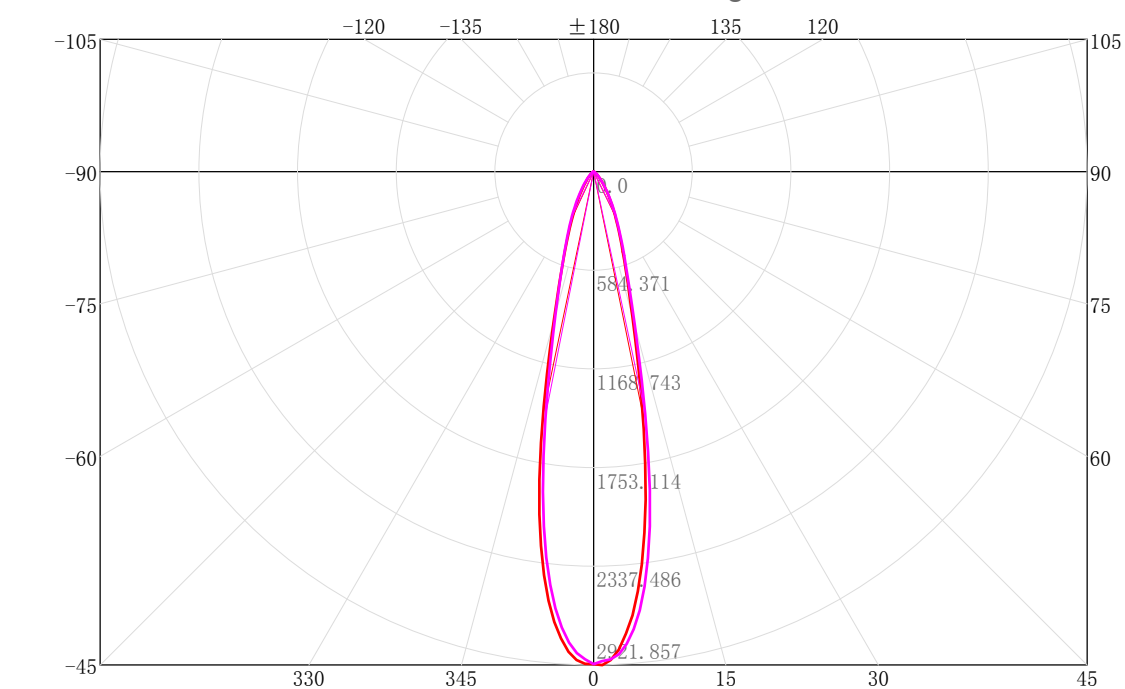
IES Indoor Report

Photometric Filename:MD10-09-XX-03 2700K RA90 24D.IES

2D Plane Light Intensity Distribution Curve

Lum. Name: MD10-09-XX-03 2700K RA90 24D	Lum. Catalog:	Test ID: 01
Lamp Name:	Lamp Catalog: LED	Test Lab: Quality peatment
Manufacture: Shenzhen Norming Lighting Co., Ltd	Test Machine:GON-2000	Test Date: 2019/12/16

C Plane Distribution Diagram



C Plane [50%MaxAng.] [10%MaxAng.]
— C0.0_180.0 : 23.3 51.0
— C90.0_270.0 : 23.3 52.4

Unit:cd

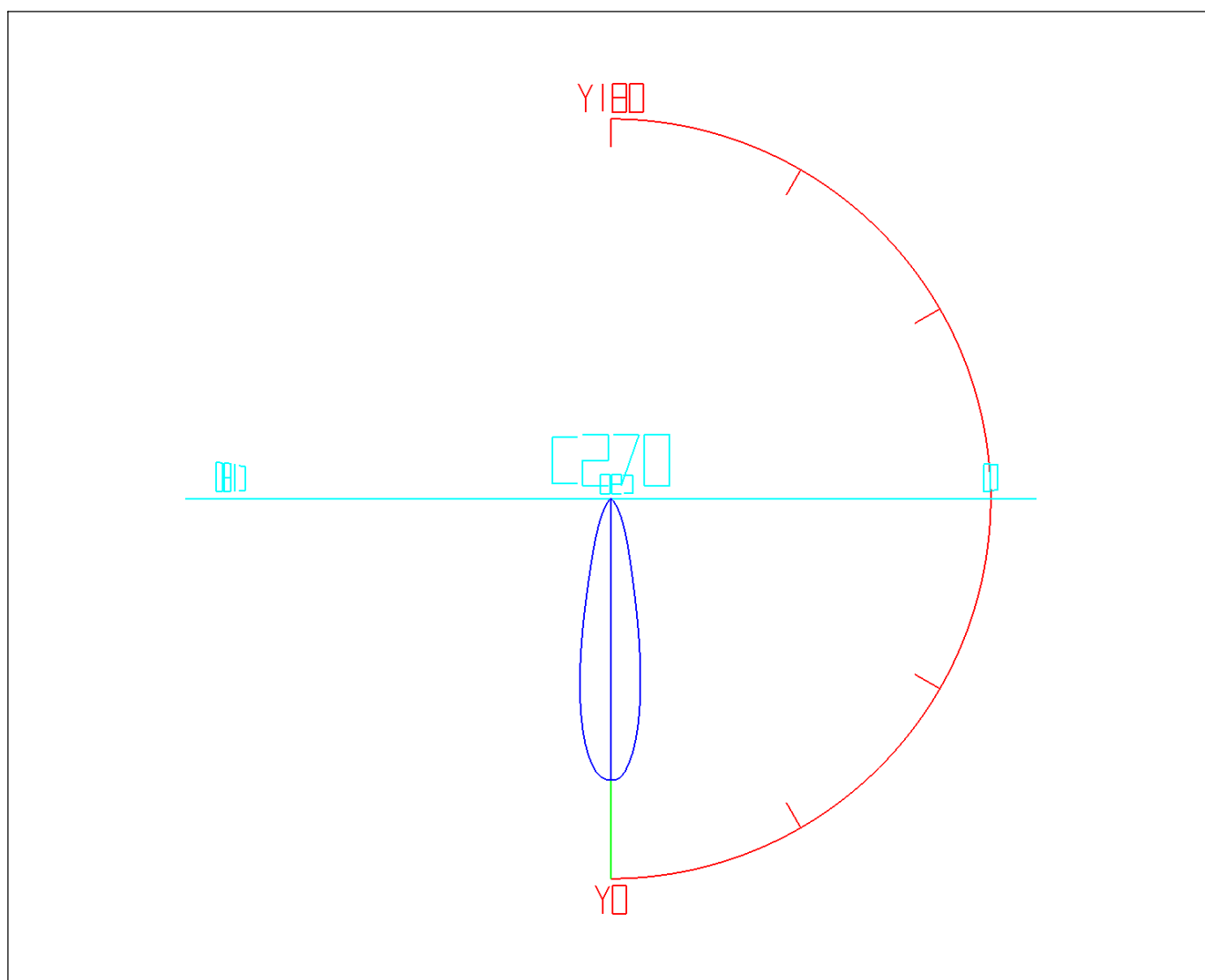
IES Indoor Report

Photometric Filename:MD10-09-XX-03 2700K RA90 24D.IES

3D Light Intensity Distribution Modal

Lum. Name: MD10-09-XX-03 2700K RA90 24D	Lum. Catalog:	Test ID: 01
Lamp Name:	Lamp Catalog: LED	Test Lab: Quality peatment
Manufacture: Shenzhen Norming Lighting Co., Ltd	Test Machine:GON-2000	Test Date: 2019/12/16

3D Light Intensity Distribution Modal



Curves: 3D Model — Fixture — Vert. HUD — Hori. HUD —
View Angles: Orient:0 Tilt:0 Roll:0 Spin:0

Zonal Flux Tabulation

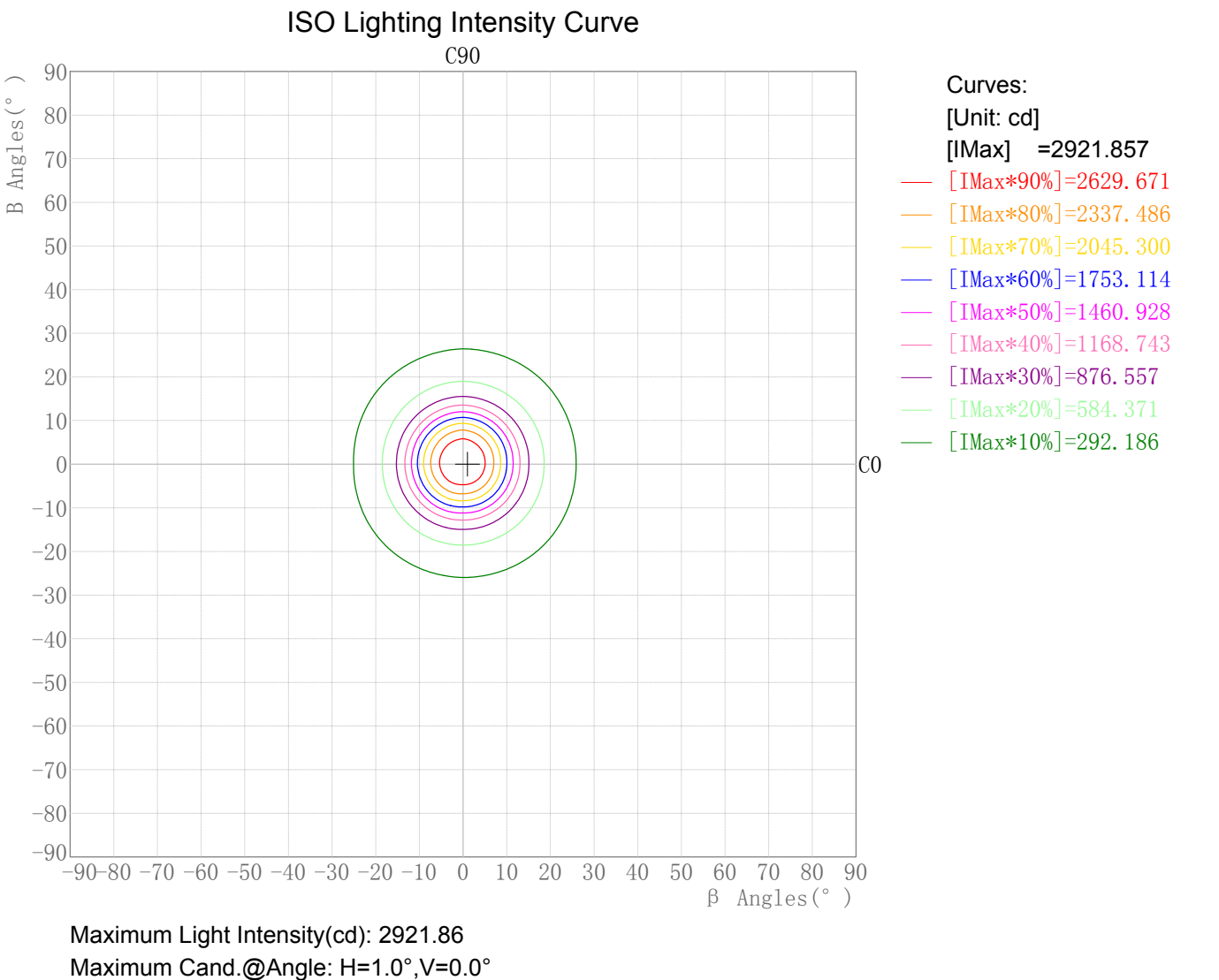
Zone(γ)	Zone Flux (lm)	Sums Flux (lm)	Zone%Lamp	Sums%Lamp	Zone(γ)	Zone Flux (lm)	Sums Flux (lm)	Zone%Lamp	Sums%Lamp
0.0-1.0	2.79	2.79	0.37	0.37	47.0-48.0	2.56	739.29	0.34	96.91
1.0-2.0	8.31	11.09	1.09	1.45	48.0-49.0	2.34	741.63	0.31	97.21
2.0-3.0	13.67	24.76	1.79	3.25	49.0-50.0	2.15	743.78	0.28	97.50
3.0-4.0	18.71	43.47	2.45	5.70	50.0-51.0	1.97	745.75	0.26	97.75
4.0-5.0	23.28	66.76	3.05	8.75	51.0-52.0	1.80	747.55	0.24	97.99
5.0-6.0	27.27	94.02	3.57	12.32	52.0-53.0	1.65	749.20	0.22	98.20
6.0-7.0	30.50	124.52	4.00	16.32	53.0-54.0	1.51	750.70	0.20	98.40
7.0-8.0	32.84	157.36	4.30	20.63	54.0-55.0	1.38	752.08	0.18	98.58
8.0-9.0	34.23	191.59	4.49	25.11	55.0-56.0	1.26	753.34	0.17	98.75
9.0-10.0	34.60	226.19	4.54	29.65	56.0-57.0	1.15	754.49	0.15	98.90
10.0-11.0	33.99	260.18	4.46	34.10	57.0-58.0	1.05	755.53	0.14	99.04
11.0-12.0	32.59	292.76	4.27	38.38	58.0-59.0	0.95	756.48	0.12	99.16
12.0-13.0	30.69	323.45	4.02	42.40	59.0-60.0	0.86	757.34	0.11	99.27
13.0-14.0	28.62	352.07	3.75	46.15	60.0-61.0	0.78	758.12	0.10	99.37
14.0-15.0	26.60	378.67	3.49	49.64	61.0-62.0	0.71	758.83	0.09	99.47
15.0-16.0	24.78	403.44	3.25	52.88	62.0-63.0	0.64	759.46	0.08	99.55
16.0-17.0	23.21	426.65	3.04	55.93	63.0-64.0	0.57	760.04	0.08	99.63
17.0-18.0	21.85	448.50	2.86	58.79	64.0-65.0	0.51	760.55	0.07	99.69
18.0-19.0	20.66	469.17	2.71	61.50	65.0-66.0	0.46	761.01	0.06	99.75
19.0-20.0	19.59	488.76	2.57	64.07	66.0-67.0	0.40	761.41	0.05	99.81
20.0-21.0	18.60	507.35	2.44	66.50	67.0-68.0	0.35	761.76	0.05	99.85
21.0-22.0	17.66	525.01	2.31	68.82	68.0-69.0	0.30	762.06	0.04	99.89
22.0-23.0	16.75	541.76	2.20	71.01	69.0-70.0	0.25	762.31	0.03	99.92
23.0-24.0	15.88	557.64	2.08	73.10	70.0-71.0	0.20	762.51	0.03	99.95
24.0-25.0	15.05	572.69	1.97	75.07	71.0-72.0	0.15	762.66	0.02	99.97
25.0-26.0	14.24	586.93	1.87	76.94	72.0-73.0	0.11	762.77	0.01	99.98
26.0-27.0	13.44	600.37	1.76	78.70	73.0-74.0	0.07	762.84	0.01	99.99
27.0-28.0	12.65	613.02	1.66	80.36	74.0-75.0	0.03	762.88	0.00	100.00
28.0-29.0	11.87	624.89	1.56	81.91	75.0-76.0	0.01	762.89	0.00	100.00
29.0-30.0	11.11	636.00	1.46	83.37	76.0-77.0	0.00	762.89	0.00	100.00
30.0-31.0	10.37	646.37	1.36	84.73	77.0-78.0	0.00	762.89	0.00	100.00
31.0-32.0	9.64	656.01	1.26	85.99	78.0-79.0	0.00	762.89	0.00	100.00
32.0-33.0	8.94	664.95	1.17	87.16	79.0-80.0	0.00	762.89	0.00	100.00
33.0-34.0	8.27	673.22	1.08	88.25	80.0-81.0	0.00	762.89	0.00	100.00
34.0-35.0	7.65	680.87	1.00	89.25	81.0-82.0	0.00	762.89	0.00	100.00
35.0-36.0	7.06	687.93	0.93	90.17	82.0-83.0	0.00	762.89	0.00	100.00
36.0-37.0	6.51	694.44	0.85	91.03	83.0-84.0	0.00	762.89	0.00	100.00
37.0-38.0	6.00	700.44	0.79	91.81	84.0-85.0	0.00	762.89	0.00	100.00
38.0-39.0	5.52	705.96	0.72	92.54	85.0-86.0	0.00	762.89	0.00	100.00
39.0-40.0	5.08	711.04	0.67	93.20	86.0-87.0	0.00	762.89	0.00	100.00
40.0-41.0	4.67	715.71	0.61	93.82	87.0-88.0	0.00	762.89	0.00	100.00
41.0-42.0	4.30	720.01	0.56	94.38	88.0-89.0	0.00	762.89	0.00	100.00
42.0-43.0	3.95	723.96	0.52	94.90	89.0-90.0	0.00	762.89	0.00	100.00
43.0-44.0	3.62	727.58	0.47	95.37	90.0-91.0	0.00	762.89	0.00	100.00
44.0-45.0	3.32	730.90	0.44	95.81	91.0-92.0	0.00	762.89	0.00	100.00
45.0-46.0	3.04	733.95	0.40	96.21	92.0-93.0	0.00	762.89	0.00	100.00
46.0-47.0	2.79	736.74	0.37	96.57	93.0-94.0	0.00	762.89	0.00	100.00

Zonal Flux Tabulation - (Cont.)

Zone(γ)	Zone Flux (lm)	Sums Flux (lm)	Zone%Lamp	Sums%Lamp	Zone(γ)	Zone Flux (lm)	Sums Flux (lm)	Zone%Lamp	Sums%Lamp
94.0-95.0	0.00	762.89	0.00	100.00	141.0-142.0	0.00	762.89	0.00	100.00
95.0-96.0	0.00	762.89	0.00	100.00	142.0-143.0	0.00	762.89	0.00	100.00
96.0-97.0	0.00	762.89	0.00	100.00	143.0-144.0	0.00	762.89	0.00	100.00
97.0-98.0	0.00	762.89	0.00	100.00	144.0-145.0	0.00	762.89	0.00	100.00
98.0-99.0	0.00	762.89	0.00	100.00	145.0-146.0	0.00	762.89	0.00	100.00
99.0-100.0	0.00	762.89	0.00	100.00	146.0-147.0	0.00	762.89	0.00	100.00
100.0-101.0	0.00	762.89	0.00	100.00	147.0-148.0	0.00	762.89	0.00	100.00
101.0-102.0	0.00	762.89	0.00	100.00	148.0-149.0	0.00	762.89	0.00	100.00
102.0-103.0	0.00	762.89	0.00	100.00	149.0-150.0	0.00	762.89	0.00	100.00
103.0-104.0	0.00	762.89	0.00	100.00	150.0-151.0	0.00	762.89	0.00	100.00
104.0-105.0	0.00	762.89	0.00	100.00	151.0-152.0	0.00	762.89	0.00	100.00
105.0-106.0	0.00	762.89	0.00	100.00	152.0-153.0	0.00	762.89	0.00	100.00
106.0-107.0	0.00	762.89	0.00	100.00	153.0-154.0	0.00	762.89	0.00	100.00
107.0-108.0	0.00	762.89	0.00	100.00	154.0-155.0	0.00	762.89	0.00	100.00
108.0-109.0	0.00	762.89	0.00	100.00	155.0-156.0	0.00	762.89	0.00	100.00
109.0-110.0	0.00	762.89	0.00	100.00	156.0-157.0	0.00	762.89	0.00	100.00
110.0-111.0	0.00	762.89	0.00	100.00	157.0-158.0	0.00	762.89	0.00	100.00
111.0-112.0	0.00	762.89	0.00	100.00	158.0-159.0	0.00	762.89	0.00	100.00
112.0-113.0	0.00	762.89	0.00	100.00	159.0-160.0	0.00	762.89	0.00	100.00
113.0-114.0	0.00	762.89	0.00	100.00	160.0-161.0	0.00	762.89	0.00	100.00
114.0-115.0	0.00	762.89	0.00	100.00	161.0-162.0	0.00	762.89	0.00	100.00
115.0-116.0	0.00	762.89	0.00	100.00	162.0-163.0	0.00	762.89	0.00	100.00
116.0-117.0	0.00	762.89	0.00	100.00	163.0-164.0	0.00	762.89	0.00	100.00
117.0-118.0	0.00	762.89	0.00	100.00	164.0-165.0	0.00	762.89	0.00	100.00
118.0-119.0	0.00	762.89	0.00	100.00	165.0-166.0	0.00	762.89	0.00	100.00
119.0-120.0	0.00	762.89	0.00	100.00	166.0-167.0	0.00	762.89	0.00	100.00
120.0-121.0	0.00	762.89	0.00	100.00	167.0-168.0	0.00	762.89	0.00	100.00
121.0-122.0	0.00	762.89	0.00	100.00	168.0-169.0	0.00	762.89	0.00	100.00
122.0-123.0	0.00	762.89	0.00	100.00	169.0-170.0	0.00	762.89	0.00	100.00
123.0-124.0	0.00	762.89	0.00	100.00	170.0-171.0	0.00	762.89	0.00	100.00
124.0-125.0	0.00	762.89	0.00	100.00	171.0-172.0	0.00	762.89	0.00	100.00
125.0-126.0	0.00	762.89	0.00	100.00	172.0-173.0	0.00	762.89	0.00	100.00
126.0-127.0	0.00	762.89	0.00	100.00	173.0-174.0	0.00	762.89	0.00	100.00
127.0-128.0	0.00	762.89	0.00	100.00	174.0-175.0	0.00	762.89	0.00	100.00
128.0-129.0	0.00	762.89	0.00	100.00	175.0-176.0	0.00	762.89	0.00	100.00
129.0-130.0	0.00	762.89	0.00	100.00	176.0-177.0	0.00	762.89	0.00	100.00
130.0-131.0	0.00	762.89	0.00	100.00	177.0-178.0	0.00	762.89	0.00	100.00
131.0-132.0	0.00	762.89	0.00	100.00	178.0-179.0	0.00	762.89	0.00	100.00
132.0-133.0	0.00	762.89	0.00	100.00	179.0-180.0	0.00	762.89	0.00	100.00
133.0-134.0	0.00	762.89	0.00	100.00					
134.0-135.0	0.00	762.89	0.00	100.00					
135.0-136.0	0.00	762.89	0.00	100.00					
136.0-137.0	0.00	762.89	0.00	100.00					
137.0-138.0	0.00	762.89	0.00	100.00					
138.0-139.0	0.00	762.89	0.00	100.00					
139.0-140.0	0.00	762.89	0.00	100.00					
140.0-141.0	0.00	762.89	0.00	100.00					

Rectangle ISO Lighting Intensity Diagram

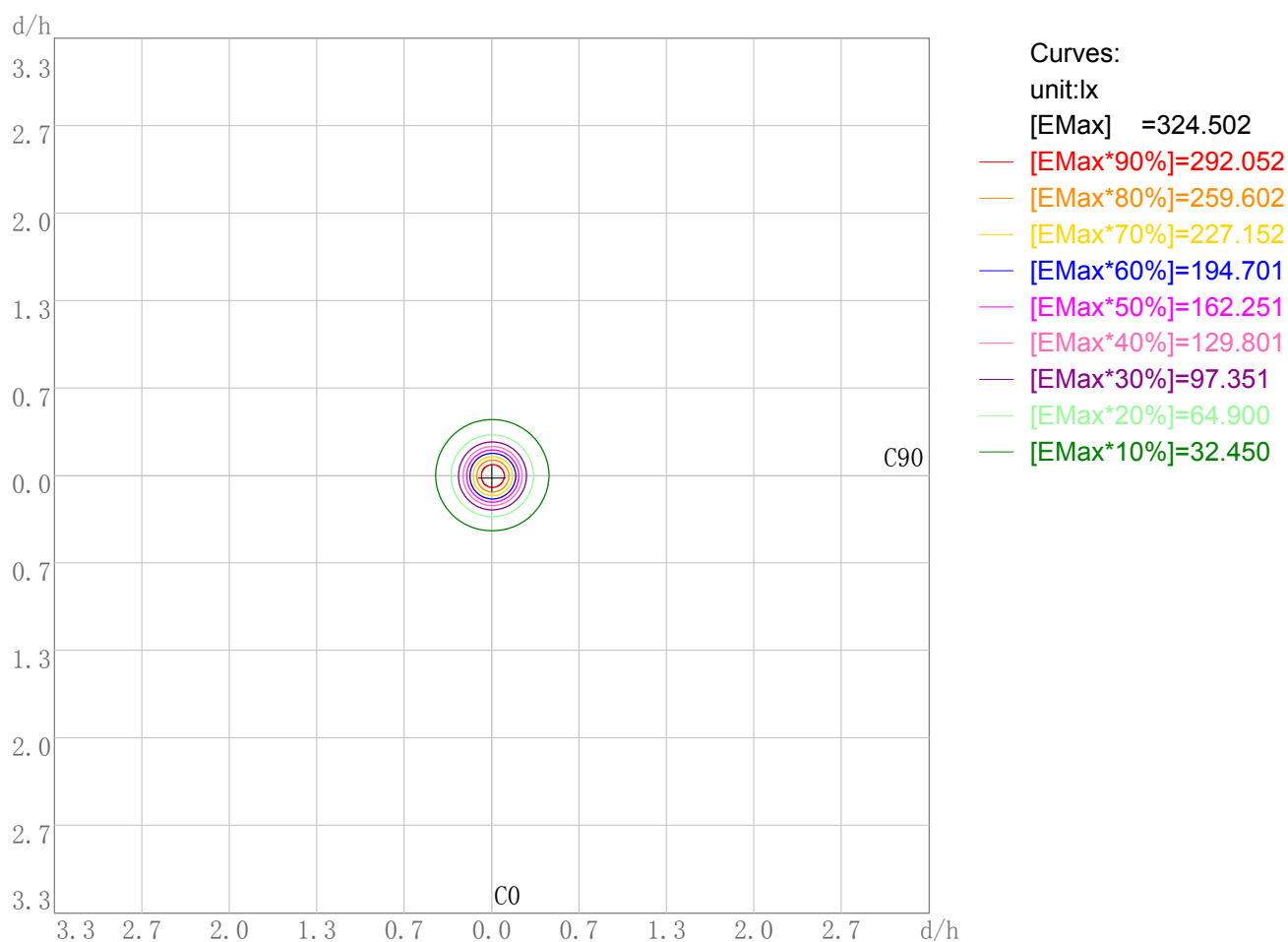
Lum. Name:MD10-09-XX-03 2700K RA90 24D	Lum. Catalog:	Test ID:01
Lamp Name:	Lamp Catalog: LED	Test Lab: Quality peatment
Manufacture: Shenzhen Norming Lighting Co., Ltd	Test Machine:GON-2000	Test Date: 2019/12/16



Plane ISO-Illuminance Diagram

Lum. Name: MD10-09-XX-03 2700K RA90 24D	Lum. Catalog:	Test ID: 01
Lamp Name:	Lamp Catalog: LED	Test Lab: Quality peatment
Manufacture: Shenzhen Norming Lighting Co., Ltd	Test Machine:GON-2000	Test Date: 2019/12/16

Plane ISO-Illuminance Curve



Working Plane Luminaire Mounting Height(m): 3.00

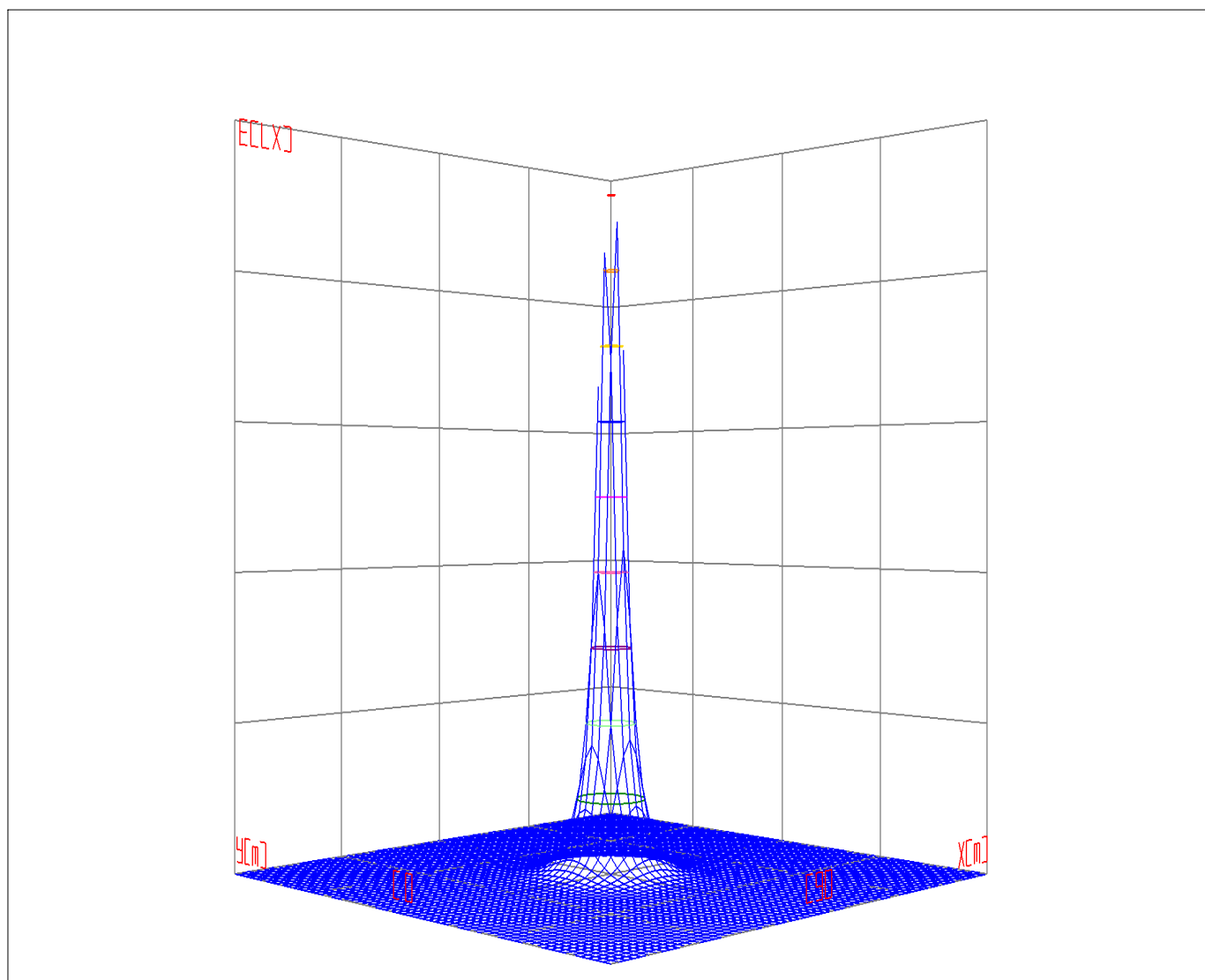
Working Plane Maximum Illuminance(lx): 324.50

Working Plane Maximum Illuminance Position(d/h):H0.0 V0.0

3D Plane ISO Illuminance Diagram

Lum. Name: MD10-09-XX-03 2700K RA90 24D	Lum. Catalog:	Test ID: 01
Lamp Name:	Lamp Catalog: LED	Test Lab: Quality peatment
Manufacture: Shenzhen Norming Lighting Co., Ltd	Test Machine:GON-2000	Test Date: 2019/12/16

3D Plane Illuminance Modal

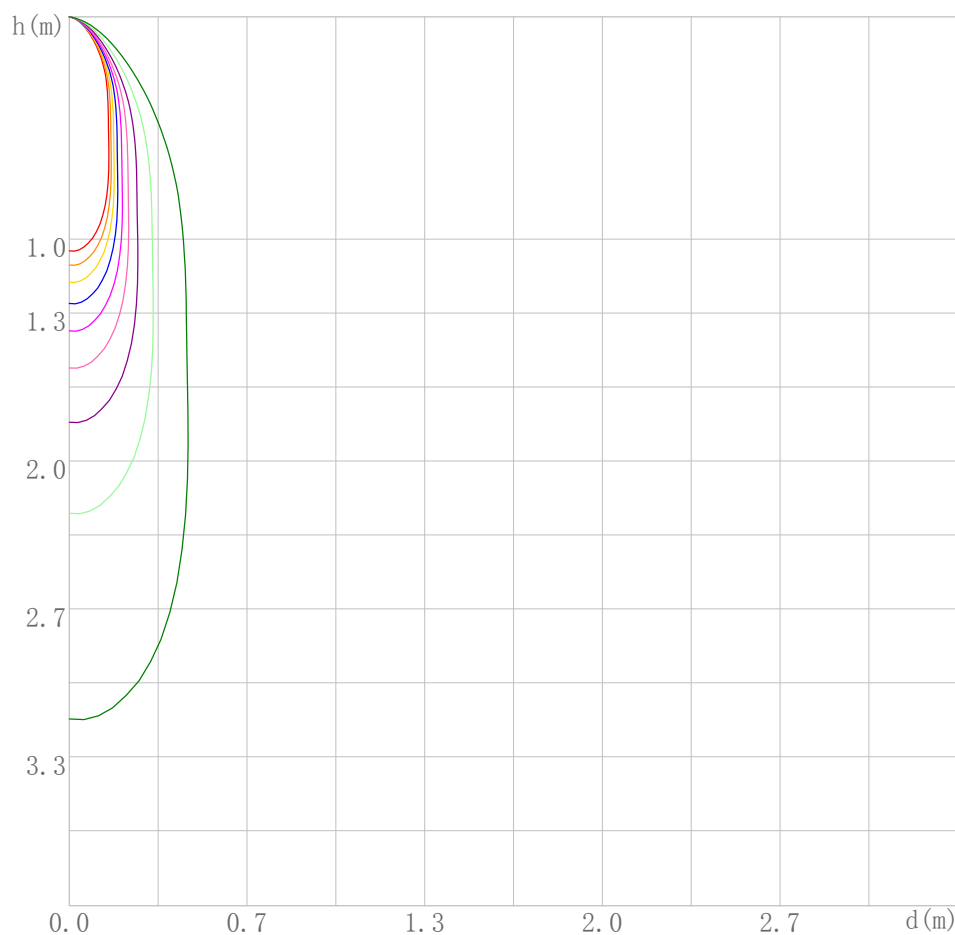


Curves: 3D Model — 90% — 80% — 70% — 60% — 50% — 40% — 30% — 20% — 10% —
 View Angles(deg): 0 Height(m): 3.0 Distance(m): 10.0

Space ISO Illuminance Diagram

Lum. Name: MD10-09-XX-03 2700K RA90 24D	Lum. Catalog:	Test ID: 01
Lamp Name:	Lamp Catalog: LED	Test Lab: Quality peatment
Manufacture: Shenzhen Norming Lighting Co., Ltd	Test Machine:GON-2000	Test Date: 2019/12/16

Space ISO Illuminance Curve



Curves:

[Unit: lx]

[EMax] =2920.522

— [EMax*90%]=2628.470

— [EMax*80%]=2336.418

— [EMax*70%]=2044.365

— [EMax*60%]=1752.313

— [EMax*50%]=1460.261

— [EMax*40%]=1168.209

— [EMax*30%]=876.157

— [EMax*20%]=584.104

— [EMax*10%]=292.052

Space Plane Maximum Illuminance and @Angle:2920.52lx,1.0deg

Plane Maximum Lighting Intensity and @Angle:2921.857cd,0deg

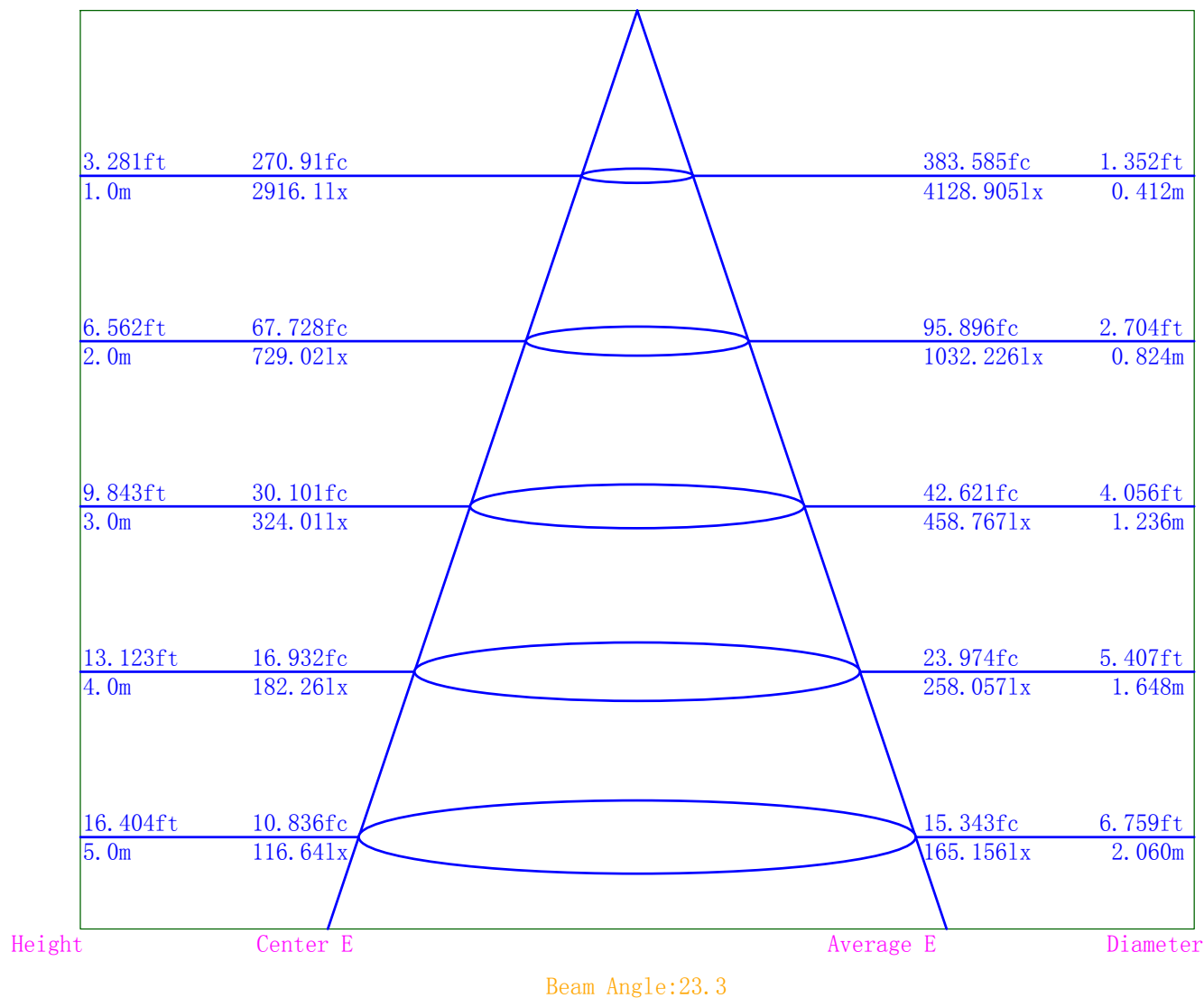
IES Indoor Report

Photometric Filename:MD10-09-XX-03 2700K RA90 24D.IES

Illuminance-Distance Diagram

Lum. Name: MD10-09-XX-03 2700K RA90 24D	Lum. Catalog:	Test ID: 01
Lamp Name:	Lamp Catalog: LED	Test Lab: Quality peatment
Manufacture: Shenzhen Norming Lighting Co., Ltd	Test Machine:GON-2000	Test Date: 2019/12/16

Illuminance-Distance Curve



IES Indoor Report

Photometric Filename:MD10-09-XX-03 2700K RA90 24D.IES

Indoor Luminance Limiting Curves

Lum. Name: MD10-09-XX-03 2700K RA90 24D	Lum. Catalog:	Test ID: 01
Lamp Name:	Lamp Catalog: LED	Test Lab: Quality peatment
Manufacture: Shenzhen Norming Lighting Co., Ltd	Test Machine:GON-2000	Test Date: 2019/12/16

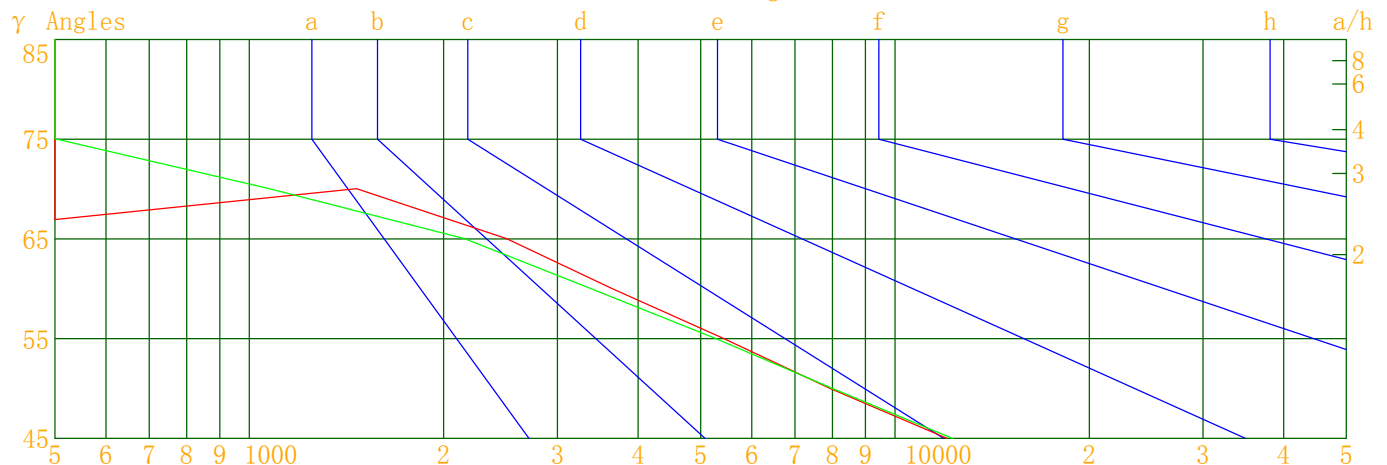
Glare Grade Table

GI	Quality	Using Illuminance							
1.15	A	2000	1000	500	≤ 300				
1.5	B		2000	1000	500	≤ 300			
1.85	C			2000	1000	500	≤ 300		
2.2	D				2000	1000	500	≤ 300	
2.55	E	a				2000	1000	500	≤ 300
			b	c	d	e	f	g	h

Luminance Table

Gama(deg)	45	50	55	60	65	70	75	80	85
C0	12039	7933	5426	3645	2502	1466	260	0	0
C90	12270	8000	5273	3378	2154	1074	0	0	0

Luminance Limiting Curve



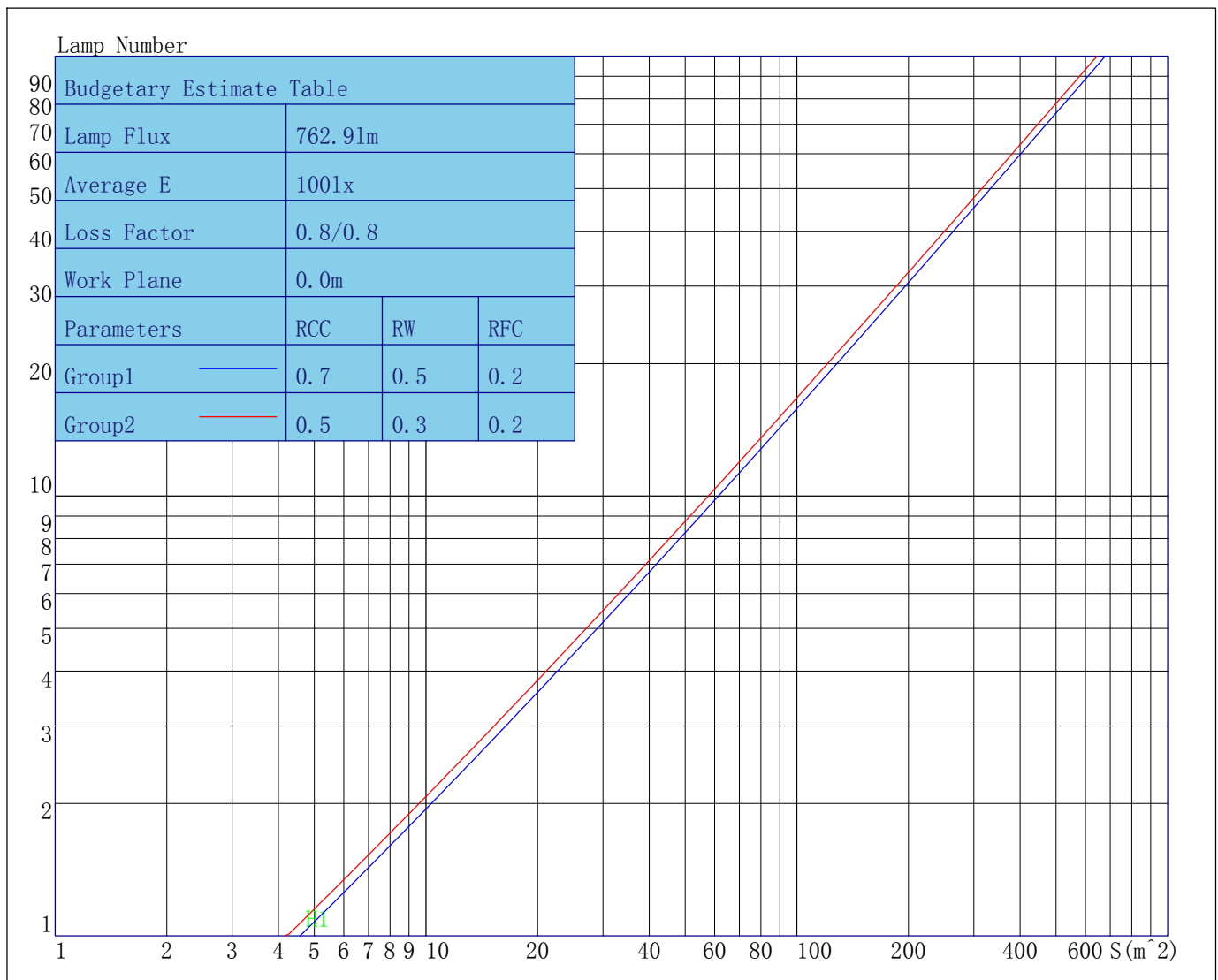
Luminous Size: Length(m)=0.050 Width(m)=0.050 Height(m)=0.050 Area(m²)=0.005000
Luminous Type: Without Luminous Side
Luminous Curves: C0-C180 Color: — C90-C270 Color: —

IES Indoor Report

Photometric Filename:MD10-09-XX-03 2700K RA90 24D.IES

Indoor Budgetary Estimate Table

Lum. Name: MD10-09-XX-03 2700K RA90 24D	Lum. Catalog:	Test ID: 01
Lamp Name:	Lamp Catalog: LED	Test Lab: Quality peatment
Manufacture: Shenzhen Norming Lighting Co., Ltd	Test Machine:GON-2000	Test Date: 2019/12/16



Parameters1: Rhocc = 0.7 Rhow = 0.5 Rhofc = 0.2 LLF = 0.8
Parameters2: Rhocc = 0.5 Rhow = 0.3 Rhofc = 0.2 LLF = 0.8
Average Illuminance(lx): 100 Cavity Height: H1(m) = 2

Indoor Coefficient of Utilization Table

Lum. Name: MD10-09-XX-03 2700K RA90 24D	Lum. Catelog:	Test ID: 01
Lamp Name:	Lamp Catelog: LED	Test Lab: Quality peatment
Manufacture: Shenzhen Norming Lighting Co., Ltd	Test Machine:GON-2000	Test Date: 2019/12/16

Coefficients of Utilization - Zonal Cavity Method																		
Coef.	Effective Floor Cavity Reflectance RFC=0.20																	
RhoCC (%)	80				70				50			30			10			0
RhoW (%)	70	50	30	10	70	50	30	10	50	30	10	50	30	10	50	30	10	0
RCR	Coefficient of Utilization(%)																	
0	119	119	119	119	116	116	116	116	111	111	111	106	106	106	102	102	102	100
1	114	112	110	108	112	110	108	106	106	104	103	102	101	100	99	98	97	95
2	110	106	102	99	108	104	101	98	101	98	96	98	96	94	95	94	92	91
3	105	100	96	93	104	99	95	92	96	93	90	94	91	89	92	90	88	86
4	101	95	91	87	100	94	90	87	92	88	86	90	87	85	88	86	84	82
5	98	91	86	82	96	90	85	82	88	84	81	87	83	81	85	82	80	79
6	94	87	82	78	93	86	81	78	85	81	78	83	80	77	82	79	77	75
7	91	83	78	75	90	83	78	75	81	77	74	80	77	74	79	76	74	72
8	88	80	75	72	87	79	75	72	79	74	71	78	74	71	77	73	71	70
9	85	77	72	69	84	77	72	69	76	72	69	75	71	69	74	71	68	67
10	82	74	70	67	81	74	70	67	73	69	66	73	69	66	72	69	66	65

Unified Glare Rating Table

Lum. Name: MD10-09-XX-03 2700K RA90 24D	Lum. Catalog:	Test ID: 01
Lamp Name:	Lamp Catalog: LED	Test Lab: Quality peatment
Manufacture: Shenzhen Norming Lighting Co., Ltd	Test Machine:GON-2000	Test Date: 2019/12/16

Unified Glare Rating Table

Ceiling RCC	0.70	0.70	0.50	0.50	0.30	0.70	0.70	0.50	0.50	0.30
Wall RW	0.50	0.30	0.50	0.30	0.30	0.50	0.30	0.50	0.30	0.30
Floor RFC	0.20	0.20	0.20	0.20	0.20	0.20	0.20	0.20	0.20	0.20
Room Size	Vewed crosswise					Vewed endwise				
X=2H Y=2H	15.0	15.9	15.3	16.3	16.6	15.0	15.9	15.3	16.2	16.6
	14.9	15.7	15.3	16.1	16.4	14.9	15.7	15.2	16.0	16.4
	14.8	15.6	15.2	15.9	16.3	14.7	15.5	15.2	15.9	16.3
	14.7	15.4	15.1	15.8	16.2	14.6	15.3	15.1	15.7	16.1
	14.6	15.3	15.1	15.7	16.1	14.6	15.2	15.0	15.6	16.0
	14.6	15.2	15.0	15.6	16.0	14.5	15.2	15.0	15.5	16.0
X=4H Y=2H	14.8	15.6	15.2	15.9	16.3	14.8	15.6	15.2	15.9	16.3
	14.7	15.4	15.2	15.8	16.2	14.7	15.3	15.1	15.7	16.1
	14.6	15.2	15.1	15.6	16.1	14.5	15.1	15.0	15.5	16.0
	14.5	15.0	15.0	15.4	15.9	14.4	14.9	14.9	15.4	15.8
	14.4	14.9	14.9	15.3	15.8	14.4	14.8	14.8	15.3	15.7
	14.4	14.8	14.9	15.2	15.7	14.3	14.7	14.8	15.2	15.6
X=8H Y=4H	14.5	14.9	14.9	15.3	15.8	14.4	14.8	14.8	15.3	15.7
	14.3	14.7	14.8	15.2	15.7	14.2	14.6	14.8	15.1	15.6
	14.3	14.6	14.8	15.1	15.6	14.2	14.5	14.7	15.0	15.5
	14.2	14.5	14.7	15.0	15.5	14.1	14.4	14.6	14.9	15.5
X=12H Y=4H	14.4	14.8	14.9	15.3	15.7	14.3	14.7	14.8	15.2	15.6
	14.3	14.6	14.8	15.0	15.6	14.2	14.5	14.7	14.9	15.5
	14.2	14.5	14.7	15.0	15.5	14.1	14.4	14.6	14.9	15.5
Variations with the objerver position at spacings										
S=1.0H	6.0/0.0					0.0/0.0				
S=1.5H	4.9/0.0					6.3/0.0				
S=2.0H	4.5/-28.9					5.1/0.0				
Reduced UGR Table:										
Nordic Standard Table:	BK0					BK0				
Correction Value	0.2					0.1				

o the CIE Pub.117, data has been corrected, refers to the lamp's lumens 8.2flm.

Candela Tabulation

V/H	C0.0	C90.0	C180.0	C270.0
γ 0.0	2916.08	2916.08	2916.08	2916.08
γ 1.0	2921.86	2898.38	2915.08	2887.88
γ 2.0	2893.76	2889.42	2893.26	2852.36
γ 3.0	2834.82	2861.53	2847.03	2791.72
γ 4.0	2742.15	2803.48	2770.66	2705.53
γ 5.0	2637.00	2719.83	2675.81	2595.15
γ 6.0	2498.30	2612.25	2554.23	2460.69
γ 7.0	2343.00	2474.76	2406.95	2301.94
γ 8.0	2159.75	2310.08	2237.28	2120.75
γ 9.0	1966.17	2126.25	2055.10	1919.09
γ 10.0	1757.72	1913.36	1850.83	1706.86
γ 11.0	1553.45	1690.46	1635.32	1497.59
γ 12.0	1353.46	1467.92	1422.71	1302.61
γ 13.0	1173.28	1264.28	1226.69	1133.04
γ 14.0	1016.15	1087.04	1052.29	989.85
γ 15.0	885.53	940.28	907.74	870.19
γ 16.0	778.45	820.57	791.67	769.59
γ 17.0	692.17	725.09	696.00	687.69
γ 18.0	619.79	647.18	617.15	616.55
γ 19.0	558.77	583.56	550.49	556.97
γ 20.0	505.59	528.38	493.11	504.27
γ 21.0	459.42	480.61	444.17	458.37
γ 22.0	417.18	437.59	399.97	417.39
γ 23.0	380.38	398.42	360.64	381.43
γ 24.0	346.80	363.81	325.30	348.88
γ 25.0	316.98	332.88	294.19	319.03
γ 26.0	289.26	303.72	265.61	291.17
γ 27.0	264.51	277.52	240.28	265.11
γ 28.0	240.86	252.80	216.44	241.11
γ 29.0	219.14	230.12	195.62	218.66
γ 30.0	199.08	209.28	176.01	198.13
γ 31.0	180.90	190.11	158.18	178.81
γ 32.0	163.74	171.96	141.67	160.95
γ 33.0	147.82	155.18	127.25	144.90
γ 34.0	133.70	139.83	114.07	130.47
γ 35.0	120.86	126.06	102.46	117.31
γ 36.0	109.14	113.47	91.89	105.69
γ 37.0	98.39	102.13	82.67	95.31
γ 38.0	88.58	91.72	74.32	85.81
γ 39.0	79.93	82.47	66.83	77.35
γ 40.0	72.11	74.02	60.22	69.81
γ 41.0	64.82	66.40	54.39	63.13
γ 42.0	58.39	59.74	48.96	57.08
γ 43.0	52.62	53.75	44.08	51.65
γ 44.0	47.28	48.25	39.67	46.63
γ 45.0	42.56	43.38	35.83	42.09
γ 46.0	38.27	38.92	32.27	38.10

Candela Tabulation - (Cont.)

V/H	C0.0	C90.0	C180.0	C270.0
γ 47.0	34.49	35.04	29.06	34.45
γ 48.0	31.12	31.62	26.28	30.91
γ 49.0	28.12	28.50	23.68	27.90
γ 50.0	25.50	25.71	21.29	25.21
γ 51.0	23.17	23.22	19.22	22.69
γ 52.0	20.88	20.80	17.34	20.56
γ 53.0	18.95	18.73	15.61	18.55
γ 54.0	17.13	16.71	14.09	16.82
γ 55.0	15.56	15.12	12.71	15.36
γ 56.0	13.98	13.58	11.41	13.88
γ 57.0	12.61	12.11	10.23	12.59
γ 58.0	11.27	10.92	9.18	11.48
γ 59.0	10.14	9.62	8.28	10.37
γ 60.0	9.11	8.45	7.39	9.43
γ 61.0	8.11	7.62	6.66	8.57
γ 62.0	7.31	6.68	5.98	7.69
γ 63.0	6.55	6.00	5.24	6.95
γ 64.0	5.79	5.26	4.63	6.28
γ 65.0	5.29	4.55	4.12	5.67
γ 66.0	4.67	3.91	3.52	5.04
γ 67.0	3.98	3.35	2.99	4.52
γ 68.0	3.47	2.81	2.54	3.85
γ 69.0	3.02	2.29	2.06	3.36
γ 70.0	2.51	1.84	1.63	2.74
γ 71.0	2.08	1.29	1.14	2.24
γ 72.0	1.60	0.81	0.77	1.85
γ 73.0	1.16	0.48	0.37	1.40
γ 74.0	0.79	0.03	0.00	0.96
γ 75.0	0.34	0.00	0.00	0.49
γ 76.0	0.00	0.00	0.00	0.09
γ 77.0	0.00	0.00	0.00	0.00
γ 78.0	0.00	0.00	0.00	0.00
γ 79.0	0.00	0.00	0.00	0.00
γ 80.0	0.00	0.00	0.00	0.00
γ 81.0	0.00	0.00	0.00	0.00
γ 82.0	0.00	0.00	0.00	0.00
γ 83.0	0.00	0.00	0.00	0.00
γ 84.0	0.00	0.00	0.00	0.00
γ 85.0	0.00	0.00	0.00	0.00
γ 86.0	0.00	0.00	0.00	0.00
γ 87.0	0.00	0.00	0.00	0.00
γ 88.0	0.00	0.00	0.00	0.00
γ 89.0	0.00	0.00	0.00	0.00
γ 90.0	0.00	0.00	0.00	0.00
γ 91.0	0.00	0.00	0.00	0.00
γ 92.0	0.00	0.00	0.00	0.00
γ 93.0	0.00	0.00	0.00	0.00

Candela Tabulation - (Cont.)

V/H	C0.0	C90.0	C180.0	C270.0
γ 94.0	0.00	0.00	0.00	0.00
γ 95.0	0.00	0.00	0.00	0.00
γ 96.0	0.00	0.00	0.00	0.00
γ 97.0	0.00	0.00	0.00	0.00
γ 98.0	0.00	0.00	0.00	0.00
γ 99.0	0.00	0.00	0.00	0.00
γ 100.0	0.00	0.00	0.00	0.00
γ 101.0	0.00	0.00	0.00	0.00
γ 102.0	0.00	0.00	0.00	0.00
γ 103.0	0.00	0.00	0.00	0.00
γ 104.0	0.00	0.00	0.00	0.00
γ 105.0	0.00	0.00	0.00	0.00
γ 106.0	0.00	0.00	0.00	0.00
γ 107.0	0.00	0.00	0.00	0.00
γ 108.0	0.00	0.00	0.00	0.00
γ 109.0	0.00	0.00	0.00	0.00
γ 110.0	0.00	0.00	0.00	0.00
γ 111.0	0.00	0.00	0.00	0.00
γ 112.0	0.00	0.00	0.00	0.00
γ 113.0	0.00	0.00	0.00	0.00
γ 114.0	0.00	0.00	0.00	0.00
γ 115.0	0.00	0.00	0.00	0.00
γ 116.0	0.00	0.00	0.00	0.00
γ 117.0	0.00	0.00	0.00	0.00
γ 118.0	0.00	0.00	0.00	0.00
γ 119.0	0.00	0.00	0.00	0.00
γ 120.0	0.00	0.00	0.00	0.00
γ 121.0	0.00	0.00	0.00	0.00
γ 122.0	0.00	0.00	0.00	0.00
γ 123.0	0.00	0.00	0.00	0.00
γ 124.0	0.00	0.00	0.00	0.00
γ 125.0	0.00	0.00	0.00	0.00
γ 126.0	0.00	0.00	0.00	0.00
γ 127.0	0.00	0.00	0.00	0.00
γ 128.0	0.00	0.00	0.00	0.00
γ 129.0	0.00	0.00	0.00	0.00
γ 130.0	0.00	0.00	0.00	0.00
γ 131.0	0.00	0.00	0.00	0.00
γ 132.0	0.00	0.00	0.00	0.00
γ 133.0	0.00	0.00	0.00	0.00
γ 134.0	0.00	0.00	0.00	0.00
γ 135.0	0.00	0.00	0.00	0.00
γ 136.0	0.00	0.00	0.00	0.00
γ 137.0	0.00	0.00	0.00	0.00
γ 138.0	0.00	0.00	0.00	0.00
γ 139.0	0.00	0.00	0.00	0.00
γ 140.0	0.00	0.00	0.00	0.00

Candela Tabulation - (Cont.)

V/H	C0.0	C90.0	C180.0	C270.0
γ 141.0	0.00	0.00	0.00	0.00
γ 142.0	0.00	0.00	0.00	0.00
γ 143.0	0.00	0.00	0.00	0.00
γ 144.0	0.00	0.00	0.00	0.00
γ 145.0	0.00	0.00	0.00	0.00
γ 146.0	0.00	0.00	0.00	0.00
γ 147.0	0.00	0.00	0.00	0.00
γ 148.0	0.00	0.00	0.00	0.00
γ 149.0	0.00	0.00	0.00	0.00
γ 150.0	0.00	0.00	0.00	0.00
γ 151.0	0.00	0.00	0.00	0.00
γ 152.0	0.00	0.00	0.00	0.00
γ 153.0	0.00	0.00	0.00	0.00
γ 154.0	0.00	0.00	0.00	0.00
γ 155.0	0.00	0.00	0.00	0.00
γ 156.0	0.00	0.00	0.00	0.00
γ 157.0	0.00	0.00	0.00	0.00
γ 158.0	0.00	0.00	0.00	0.00
γ 159.0	0.00	0.00	0.00	0.00
γ 160.0	0.00	0.00	0.00	0.00
γ 161.0	0.00	0.00	0.00	0.00
γ 162.0	0.00	0.00	0.00	0.00
γ 163.0	0.00	0.00	0.00	0.00
γ 164.0	0.00	0.00	0.00	0.00
γ 165.0	0.00	0.00	0.00	0.00
γ 166.0	0.00	0.00	0.00	0.00
γ 167.0	0.00	0.00	0.00	0.00
γ 168.0	0.00	0.00	0.00	0.00
γ 169.0	0.00	0.00	0.00	0.00
γ 170.0	0.00	0.00	0.00	0.00
γ 171.0	0.00	0.00	0.00	0.00
γ 172.0	0.00	0.00	0.00	0.00
γ 173.0	0.00	0.00	0.00	0.00
γ 174.0	0.00	0.00	0.00	0.00
γ 175.0	0.00	0.00	0.00	0.00
γ 176.0	0.00	0.00	0.00	0.00
γ 177.0	0.00	0.00	0.00	0.00
γ 178.0	0.00	0.00	0.00	0.00
γ 179.0	0.00	0.00	0.00	0.00
γ 180.0	0.00	0.00	0.00	0.00